

## Directions and Parking Instructions

Please arrive 10 minutes prior to your appointment time to ensure that the study can start on time. Once the appointment has started, we will not be able to meet you at the bus or parking structure. If you are running late please call 905-569-4870 to let us know.

### Arriving by Bus

The following MiWay buses come onto the UTM campus: 1c, 44, 101, 101A, 110. Please see this link: <http://www.mississauga.ca/portal/miway> for information on bus timetables.

All buses stop on Inner Circle road outside of the Kaneff Centre.

We are in the Communication, Culture & Technology (CCT) Building, a 2-minute walk from the bus stop.



When you are facing the Kaneff Centre, there is a walkway on your left leading straight ahead between the Kaneff Centre and the Student Centre building.




Follow this path past the Student Centre and you will see the CCT building directly in front of you, it is a new glass four-floor building.

Once inside the CCT building, go straight ahead until you get to the stairs and elevators. Take the elevator to Level 4 and proceed to your right where you will be greeted in the reception and waiting room (#4102) by one of the researchers.

### Arriving by Car

If you drive to the appointment, then the parking options are as follows:



Coming north on Mississauga Road (north of Dundas), the easiest is the South Entrance. The Collegeway intersects Mississauga Road where the South Entrance to the UTM campus is located.



Follow The Collegeway to the main junction and turn right onto the Outer Circle, following the signs for CCT (green squares on the bottom of the sign).

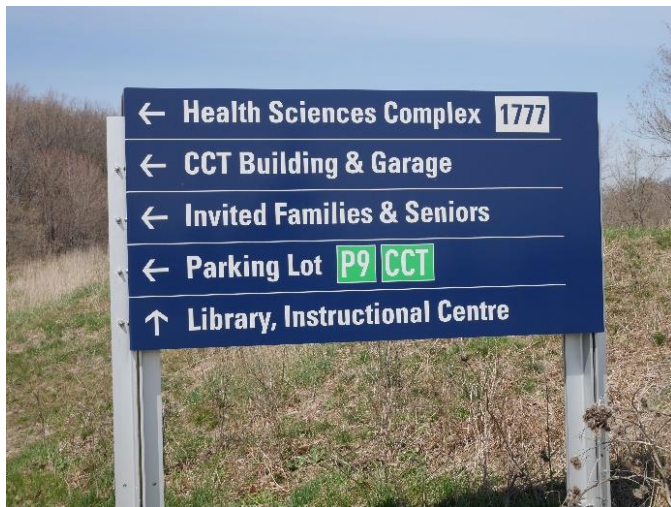


Drive for a short distance past parking structures on the right and the sports centre (RAWC) on the left.






Turn left here. You will pass parking structure 9.  
Follow the signs for CCT.




Follow the signs around the parking lot and past  
the greenhouses.



The entrance to the underground parking garage is shown in the photo above.

You enter the underground parking on P0, follow the traffic markers to make your way down to P1.

If requested, a researcher may be beside the elevators to meet you, direct you to the designated parking spots marked 'Reserved Invited Seniors', and provide you with a research parking pass.



If you have a blue disability badge then you can park in the handicapped spots to the right of the elevators, but you still need one of our parking passes to display. More handicapped spots are available on P3 but the parking passes provided by the research staff are only valid on P1 of the parking garage.

From P1 you will take the elevator to Level 4 and be directed to the waiting/reception area.

If the reserved spots are full, then take any other unmarked spot. **DO NOT PAY FOR PARKING BECAUSE WE WILL GIVE YOU A PARKING PASS BUT CANNOT REIMBURSE YOU IF YOU PAY.** Make your way to the Level 4 waiting/reception room and tell the researcher that the reserved spots were full. We will give you a special research parking pass to put on your dashboard.

See the next page for a map of campus.





## MAP

A: The CCT Building

B: Bus Stops

C: Underground Parking Entrance

